

NORTHERN FUR SEAL (*Callorhinus ursinus*): Eastern Pacific Stock

STOCK DEFINITION AND GEOGRAPHIC RANGE

Northern fur seals occur from southern California north to the Bering Sea (Fig. 1) and west to the Okhotsk Sea and Honshu Island, Japan. During the summer breeding season, most of the worldwide population is found on the Pribilof Islands (St. Paul Island and St. George Island) in the southern Bering Sea, with the remaining animals on rookeries in Russia, on Bogoslof Island in the southern Bering Sea, on San Miguel Island off southern California (Lander and Kajimura 1982, NMFS 1993), and on the Farallon Islands off central California. Non-breeding northern fur seals may occasionally haul out on land at other sites in Alaska, British Columbia, and on islets along the west coast of the United States (Fiscus 1983).

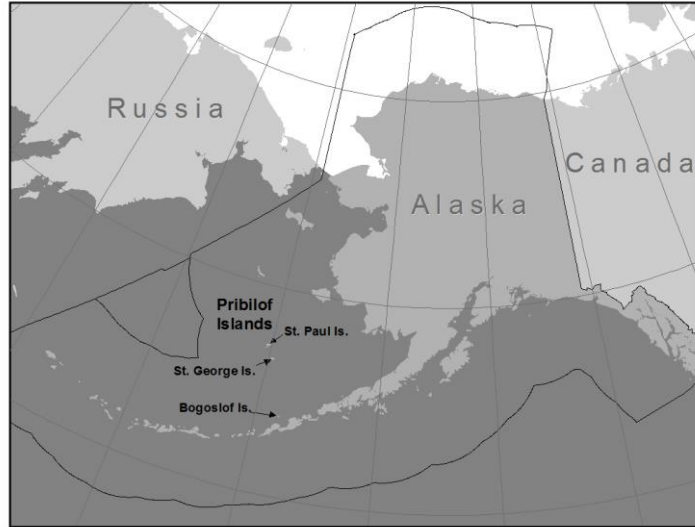


Figure 1. Approximate distribution of northern fur seals in the eastern North Pacific (dark shaded area).

During the reproductive season, adult males usually are on shore during the 4-month period from May to August, though some may be present until November (well after giving up their territories). Adult females are ashore during a 6-month period (June–November). Following their respective times ashore, Alaska fur seals of both genders then move south and remain at sea until the next breeding season (Roppel 1984). Adult females and pups from the Pribilof Islands move through the Aleutian Islands into the North Pacific Ocean, often to the waters offshore of Oregon and California. Adult males generally move only as far south as the Gulf of Alaska in the eastern North Pacific (Kajimura 1984) and the Kuril Islands in the western North Pacific (Loughlin et al. 1999). In Alaska, pups are born during summer months and leave the rookeries in the fall, on average around mid-November but ranging from late October to early December. Alaska fur seal pups generally remain at sea for 22 months (Kenyon and Wilke 1953) before returning to land, usually at their rookery of birth but with considerable interchange of individuals between rookeries.

Two separate stocks of northern fur seals, an Eastern Pacific stock and a California stock, are recognized within U.S. waters based on the distribution and population response factors of the Dizon et al. (1992) phylogeographic approach: 1) Distribution: continuous during non-breeding season and discontinuous during the breeding season, high natal site fidelity (DeLong 1982, Baker et al. 1995); 2) Population response: substantial differences in population dynamics between the Pribilof Islands and San Miguel Island (DeLong 1982, DeLong and Antonelis 1991, NMFS 1993); 3) Phenotypic differentiation: unknown; and 4) Genotypic differentiation: little evidence of genetic differentiation among breeding islands (Ream 2002, Dickerson et al. 2010). The California stock is reported separately in the Stock Assessment Reports for the U.S. Pacific Region.

POPULATION SIZE

The population estimate for the Eastern Pacific stock of northern fur seals is calculated as the estimated number of pups born at rookeries in the eastern Bering Sea multiplied by a series of expansion factors determined from a life table analysis to estimate the number of yearlings, 2-year-olds, 3-year-olds, and animals 4 or more years old (Lander 1981). The resulting population estimate is equal to the pup production estimate multiplied by 4.47. The expansion factor is based on a sex and age distribution estimated after the harvest of juvenile males was terminated. There is no coefficient of variation (CV) for the expansion factor. As the majority of pups are born on St. Paul and St. George Islands, pup surveys are conducted biennially on these islands. Pup production estimates are available less frequently on Sea Lion Rock (adjacent to St. Paul Island) and Bogoslof Island (Table 1). The most recent estimate for the number of fur seals in the Eastern Pacific stock, based on pup production estimates on Sea

Lion Rock (2014), on St. Paul and St. George Islands (mean of 2010, 2012, and 2014), and on Bogoslof Island (mean of 2011 and 2015), is 637,561 northern fur seals ($4.47 \times 142,631$).

Table 1. Estimates and/or counts of northern fur seal pups born on the Pribilof Islands and Bogoslof Island. Standard errors for pup estimates at rookery locations and the CV for total pup production estimates are provided in parentheses (direct counts do not have standard errors). The “ symbol indicates that no new data are available for that year and, thus, the most recent prior estimate/count was used in determining total annual estimates.

Year	Rookery location				Total
	St. Paul	Sea Lion Rock	St. George	Bogoslof	
1994	192,104 (8,180)	12,891 (989)	22,244 (410)	1,472 (N/A)	228,711 (0.036)
1995	“	“	“	1,272 (N/A)	228,511 (0.036)
1996	170,125 (21,244)	“	27,385 (294)		211,673 (0.10)
1997	“	“	“	5,096 (33)	215,497 (0.099)
1998	179,149 (6,193)	“	22,090 (222)		219,226 (0.029)
2000	158,736 (17,284)	“	20,176 (271)	“	196,899 (0.089)
2002	145,716 (1,629)	8,262 (191)	17,593 (527)	“	176,667 (0.01)
2004	122,825 (1,290)	“	16,876 (239)	“	153,059 (0.01)
2005	“	“	“	12,631 (335)	160,594 (0.01)
2006	109,961 (1,520)	“	17,072 (144)	“	147,900 (0.011)
2007	“	“	“	17,574 (843)	152,867 (0.011)
2008	102,674 (1,084)	6,741 (80)	18,160 (288)	“	145,149 (0.009)
2010	94,502 (1,259)	“	17,973 (323)	“	136,790 (0.011)
2011	“	“	“	22,905 (921.5)	142,121 (0.011)
2012	96,828 (1,260)	“	16,184 (155)	“	142,658 (0.011)
2014	91,737 (769)	5,250 (293)	18,937 (308)	“	138,829 (0.009)
2015	“	“	“	27,750 (228)	143,674 (0.002)

Minimum Population Estimate

A CV(N) that incorporates the variance of the correction factor is not available. Consistent with a recommendation of the Alaska Scientific Review Group (SRG) in October 1997 (DeMaster 1998) and recommendations contained in Wade and Angliss (1997), a default CV(N) of 0.2 was used in the calculation of the minimum population estimate (N_{MIN}) for this stock. N_{MIN} is calculated using Equation 1 from the potential biological removal (PBR) guidelines (Wade and Angliss 1997): $N_{MIN} = N / \exp(0.842 \times [\ln(1 + [CV(N)]^2)]^{1/2})$. Using the population estimate (N) of 637,561 and the default CV (0.2), N_{MIN} for the Eastern Pacific stock is 539,638 northern fur seals.

Current Population Trend

Estimates of the size of the Alaska population of northern fur seals increased to approximately 1.25 million in 1974 after the termination of commercial sealing on St. George in 1972 and pelagic sealing for science in 1974; commercial sealing on St. Paul continued until 1984. The population then began to decrease, with pup production declining at a rate of 6.5-7.8% per year into the 1980s (York 1987). By 1983, the total stock estimate was 877,000 fur seals (Briggs and Fowler 1984). Annual pup production on St. Paul Island remained stable between 1981 and 1996 (Fig. 2; York and Fowler 1992). There has been a decline in pup production on St. Paul Island since the mid-1990s. Pup production at St. George Island had a less pronounced period of stabilization that was similarly followed by decline. However, pup production appeared to stabilize again on St. George Island beginning around 2002 (Fig. 3). During 1998-2014, pup production declined 4.25% per year (SE = 0.48%; $P < 0.01$) on St. Paul Island and 1.42% per year (SE = 0.54%; $P = 0.04$) on St. George Island. The estimated pup production in 2014 was below the 1917 level (Bower and Aller 1918) on both St. Paul and St. George Islands. Northern fur seal pup production at Bogoslof Island has grown at an exponential rate since the 1990s (Towell and Ream 2012). Despite continued growth at Bogoslof Island, recent estimates of pup production indicate that the rate of increase may be slowing. Between 1997 and 2015, pup production at Bogoslof Island increased 10.1% per year. Temporary increases in the overall stock size are observed when opportunistic estimates are conducted at Bogoslof, but declines at the larger Pribilof colony (specifically St. Paul) continue to drive the overall stock estimate down over time.

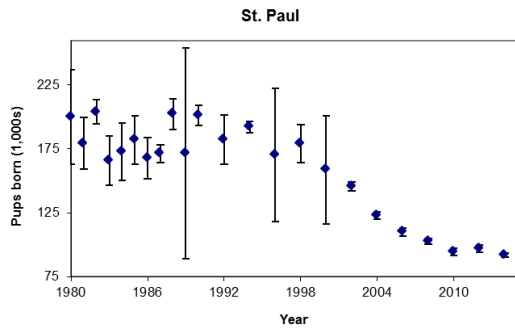


Figure 2. Estimated number of northern fur seal pups born on St. Paul Island, 1980-2014.

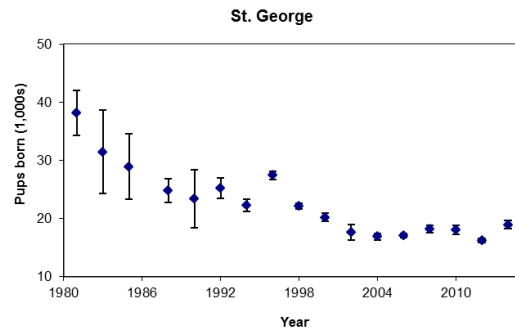


Figure 3. Estimated number of northern fur seal pups born on St. George Island, 1980-2014.

CURRENT AND MAXIMUM NET PRODUCTIVITY RATES

Pelagic sealing led to a decrease in the fur seal population; however, a moratorium on fur seal harvesting and termination of pelagic sealing resulted in a steady increase in the northern fur seal population during 1912-1924. During this period, the rate of population growth was approximately 8.6% (SE = 1.47) per year (A. York, NMFS-AFSC-MML (retired), unpubl. data), the maximum recorded for this species. This growth rate is similar and slightly higher than the 8.1% rate of increase (approximate SE = 1.29) estimated by Gerrodette et al. (1985). Though not as high as growth rates estimated for other fur seal species, the 8.6% rate of increase is considered a reliable estimate of R_{MAX} given the extremely low density of the population in the early 1900s.

POTENTIAL BIOLOGICAL REMOVAL

PBR is defined as the product of the minimum population estimate, one-half the maximum theoretical net productivity rate, and a recovery factor: $PBR = N_{MIN} \times 0.5R_{MAX} \times F_R$. The recovery factor (F_R) for this stock is 0.5, the value for depleted stocks under the Marine Mammal Protection Act (MMPA) (Wade and Angliss 1997). Thus, for the Eastern Pacific stock of northern fur seals, $PBR = 11,602$ fur seals ($539,638 \times 0.043 \times 0.5$).

ANNUAL HUMAN-CAUSED MORTALITY AND SERIOUS INJURY

Detailed information for each human-caused mortality, serious injury, and non-serious injury reported for NMFS-managed Alaska marine mammals in 2011-2015 is listed, by marine mammal stock, in Helker et al. (2017); however, only the mortality and serious injury data are included in the Stock Assessment Reports. The total estimated annual level of human-caused mortality and serious injury for Eastern Pacific northern fur seals in 2011-2015 is 436 fur seals: 3.2 in U.S. commercial fisheries, 2.4 in unknown (commercial, recreational, or subsistence fisheries), 5.2 in marine debris, 0.4 due to other causes (power plant entrainment and car strike), and 425 in the

Alaska Native subsistence harvest. These mortality and serious injury data do not reflect the total potential threat of entanglement, since additional northern fur seals initially considered seriously injured due to entanglement in fishing gear or marine debris were disentangled and released with non-serious injuries in 2011-2015 (see details in text and in Helker et al. 2017). Assignment of mortality and serious injury to both the Eastern Pacific and California stocks of northern fur seals, when events occur in the area and time of year where the two stocks overlap (off the U.S. west coast in December through May), may result in overestimating stock specific mortality and serious injury. Additional potential threats most likely to result in direct human-caused mortality or serious injury of this stock include the increased potential for oil spills due to an increase in vessel traffic in Alaska waters (with changes in sea-ice coverage).

Fisheries Information

Detailed information on U.S. commercial fisheries in Alaska waters (including observer programs, observer coverage, and observed incidental takes of marine mammals) is presented in Appendices 3-6 of the Alaska Stock Assessment Reports.

During 2011-2015, incidental mortality and serious injury of northern fur seals was observed in one of the 22 federally-regulated commercial fisheries in Alaska monitored for incidental mortality and serious injury by fisheries observers: the Bering Sea/Aleutian Islands flatfish trawl fishery (Table 2; Breiwick 2013; MML, unpubl. data). The estimated mean annual mortality and serious injury rate in this fishery in 2011-2015 is 0.6 northern fur seals.

Observer programs for Alaska State-managed commercial fisheries have not documented any mortality or serious injury of northern fur seals (Wynne et al. 1991, 1992; Manly 2006, 2007).

Table 2. Summary of incidental mortality and serious injury of Eastern Pacific northern fur seals due to U.S. commercial fisheries in 2011-2015 and calculation of the mean annual mortality and serious injury rate (Breiwick 2013; MML, unpubl. data). Methods for calculating percent observer coverage are described in Appendix 6 of the Alaska Stock Assessment Reports.

Fishery name	Years	Data type	Percent observer coverage	Observed mortality	Estimated mortality	Mean estimated annual mortality
Bering Sea/Aleutian Is. flatfish trawl	2011	obs data	99	0	0	0.6 (CV = 0.02)
	2012		99	0	0	
	2013		99	0	0	
	2014		99	1	1	
	2015		99	2	2	
Minimum total estimated annual mortality						0.6 (CV = 0.02)

Entanglements of northern fur seals have been observed on St. Paul, St. George, and Bogoslof Islands. Since 2011, there has been an increased effort to include entanglement reports in the NMFS Alaska Region stranding database. A summary of entanglements in fishing gear reported in 2011-2015 is provided in Table 3 (Helker et al. 2017). These mortality and serious injury estimates result from an actual count of verified human-caused deaths and serious injuries and should be considered a minimum because not all entangled animals strand and not all stranded animals are found, reported, or have the cause of death determined. Three northern fur seals entangled in commercial Bering Sea/Aleutian Islands halibut longline gear and 10 northern fur seals entangled in commercial Bering Sea/Aleutian Islands trawl gear were reported to the NMFS Alaska Region stranding network in 2011-2015, resulting in minimum mean annual mortality and serious injury rates of 0.6 and 2 fur seals, respectively, in these fisheries (Table 3; Helker et al. 2017).

An additional eight northern fur seals were initially considered to be seriously injured due to entanglement in commercial Bering Sea/Aleutian Islands trawl gear (2 in 2011, 2 in 2012, 1 in 2014, and 1 in 2015) and unidentified net (1 each in 2011 and 2012); however, since these animals were disentangled and released with non-serious injuries (Helker et al. 2017), they were not included in the mean annual mortality and serious injury rate for 2011-2015.

The total mean annual mortality and serious injury rate incidental to U.S. commercial fisheries in 2011-2015 is 3.2 northern fur seals (0.6 from observer data + 2.6 from stranding data).

The minimum mean annual mortality and serious injury rate due to entanglement in pot gear (0.2), fishing line (0.2), gillnet (0.4), unidentified fishing gear (0.2), and unidentified fishing net (0.8) in Alaska waters in 2011-2015 is 1.8 northern fur seals (Table 3; Helker et al. 2017). These entanglements cannot be assigned to a specific fishery, and it is unknown whether commercial, recreational, or subsistence fisheries are the source of the fishing debris.

The Eastern Pacific stock can occur off the west coast of the continental U.S. in winter/spring; therefore, any mortality or serious injury of northern fur seals reported off the coasts of Washington, Oregon, or California during December through May will be assigned to both the Eastern Pacific and California stocks of northern fur seals. During 2011-2015, three northern fur seal entanglements in trawl gear that occurred off the U.S. west coast in December through May were reported to the NMFS West Coast Region stranding network (Helker et al. 2017), resulting in an average annual mortality and serious injury rate of 0.6 Eastern Pacific northern fur seals in these waters (Table 3). This mortality and serious injury estimate results from an actual count of verified human-caused deaths and serious injuries and should be considered a minimum because not all entangled animals strand and not all stranded animals are found, reported, or have the cause of death determined. An additional northern fur seal that stranded with a serious injury, due to an unidentified fishery interaction, in May 2012 in California was treated and released with a non-serious injury (Helker et al. 2017); therefore, it was not included in the mean annual mortality and serious injury rate for 2011-2015.

Table 3. Summary of mortality and serious injury of Eastern Pacific northern fur seals, by year and type, reported to the NMFS Alaska Region and NMFS West Coast Region marine mammal stranding networks in 2011-2015 (Helker et al. 2017). Only cases of serious injuries are reported in this table; animals that were disentangled and released with non-serious injuries have been excluded.

Cause of injury	2011	2012	2013	2014	2015	Mean annual mortality
Entangled in commercial Bering Sea/Aleutian Is. halibut longline gear	0	0	0	3	0	0.6
Entangled in commercial Bering Sea/Aleutian Is. trawl gear	2	1	0	6	1	2
Entangled in Bering Sea crab pot gear*	1	0	0	0	0	0.2
Entangled in Bering Sea/Aleutian Is. monofilament hook and line gear*	1	0	0	0	0	0.2
Entangled in Bering Sea/Aleutian Is. gillnet gear*	0	0	0	0	1	0.2
Entangled in Bering Sea/Aleutian Is. unidentified fishery gear*	0	0	0	0	1	0.2
Entangled in gillnet*	0	0	0	1	0	0.2
Entangled in unidentified net*	0	3	0	1	0	0.8
Entangled in trawl gear*	1 ^a	0	0	2 ^a	0	0.6
Entangled in marine debris	10	4	1	11	0	5.2
Entrained in power plant intake	0	1 ^a	0	0	0	0.2
Struck by car	0	0	0	0	1	0.2
Total in commercial fisheries						2.6
*Total in unknown (commercial, recreational, or subsistence) fisheries						2.4
Total in marine debris						5.2
Total due to other sources (power plant entrainment, car strike)						0.4

^aMortality or serious injury that occurred off the coasts of Washington, Oregon, or California in December through May was assigned to both the Eastern Pacific and California stocks of northern fur seals.

Alaska Native Subsistence/Harvest Information

Alaska Natives residing on the Pribilof Islands are allowed an annual subsistence harvest of northern fur seals, with a 3-year take range based on historical local needs. Typically, only juvenile males are taken in the subsistence harvest, which results in a much smaller impact on population growth than a harvest that includes

females. However, accidental harvesting of females and adult males does occur. A single female was killed during the harvest on St. Paul Island in 2011 (Lestenkof et al. 2011), one female was killed on St. George Island in 2012 (Lekanof 2013), three females were killed on St. Paul in 2013 (Lestenkof et al. 2014), four females were killed on St. Paul (Melovidov et al. 2014) and one was killed on St. George (Kashevarof 2014b) in 2014, and two females were killed on St. Paul in 2015 (Lestenkof et al. 2015). During the inaugural pup harvest on St. George Island in 2014, 54 pups were killed (Testa 2016) and 57 pups were killed in 2015 (Meyer 2016). During 2011-2015, the average annual subsistence harvest on the Pribilof Islands was 425 northern fur seals (Table 4).

Table 4. Summary of the Alaska Native subsistence harvest of northern fur seals on St. Paul and St. George Islands in 2011-2015.

Year	St. Paul	St. George	Total harvested
2011	323 ^a	120 ^b	443
2012	383 ^c	64 ^d	447
2013	301 ^e	80 ^f	381
2014	266 ^g	158 ^{h, i}	424
2015	314 ^j	118 ^k	432
Mean annual take			425

^aLestenkof et al. (2011); ^bMercurief (2011); ^cLestenkof et al. (2012); ^dLekanof (2013); ^eLestenkof et al. (2014); ^fKashevarof (2014a); ^gMelovidov et al. (2014); ^hKashevarof (2014b); ⁱTesta (2016); ^jLestenkof et al. (2015); ^kKashevarof (2015).

Other Mortality

Intentional killing of northern fur seals by commercial fishermen, sport fishermen, and others may occur, but the magnitude of that mortality is unknown.

Since the Eastern Pacific and California stocks of northern fur seals overlap off the west coast of the continental U.S. during December through May, non-fishery mortality and serious injury reported off the coasts of Washington, Oregon, or California during that time will be assigned to both stocks. The mean annual mortality and serious injury rate due to entanglement in marine debris in Alaska waters (5.2) and a car strike on St. Paul Island (0.2) is 5.4 Eastern Pacific northern fur seals in 2011-2015 (Table 3; Helker et al. 2017). A northern fur seal mortality in 2012 due to entrapment in the cooling water system of a California power plant resulted in an additional mean annual mortality and serious injury rate of 0.2 Eastern Pacific northern fur seals in 2011-2015 (Table 3; Helker et al. 2017). These mortality and serious injury estimates result from an actual count of verified human-caused deaths and serious injuries and should be considered a minimum because not all entangled animals strand and not all stranded animals are found, reported, or have the cause of death determined.

An additional 20 northern fur seals that were initially considered seriously injured due to entanglement in marine debris (3 in 2011, 7 in 2012, 4 in 2014, and 6 in 2015) were disentangled and released with non-serious injuries (Helker et al. 2017); therefore, these animals were not included in the mean annual mortality and serious injury rate for 2011-2015.

Mortality and serious injury may occasionally occur incidental to marine mammal research activities authorized under MMPA permits issued to a variety of government, academic, and other research organizations. In 2011-2015, no research-related mortality or serious injury was reported for the Eastern Pacific stock of northern fur seals (Helker et al. 2017).

STATUS OF STOCK

Based on currently available data, the minimum estimate of the mean annual U.S. commercial fishery-related mortality and serious injury rate for this stock (3.2 fur seals) is less than 10% of the calculated PBR (10% of PBR = 1,160 fur seals) and, therefore, can be considered to be insignificant and approaching a zero mortality and serious injury rate. The total estimated annual level of human-caused mortality and serious injury (436 fur seals) does not exceed the PBR (11,602) for this stock. However, given that the population is declining for unknown reasons, and this decline is not explained by the relatively low level of known direct human-caused mortality and serious injury, there is no reason to believe that limiting mortality and serious injury to the level of the PBR will reverse the decline. The northern fur seal was designated as depleted under the MMPA in 1988 because population levels had declined to less than 50% of levels observed in the late 1950s (1.8 million animals; 53 FR 17888, 18 May 1988). The Eastern Pacific stock of northern fur seals is classified as a strategic stock because it is designated as depleted under the MMPA.

There are key uncertainties in the assessment of the Eastern Pacific stock of northern fur seals. The abundance estimate is based on pup counts multiplied by a constant; this constant was based on northern fur seal

demographic information which is now quite dated and it is unknown whether the constant is still optimum for this population. Because an estimate of variance cannot be determined, the N_{MIN} calculation uses a default CV of 0.2. At this time, the cause of the decline of this stock is unknown.

HABITAT CONCERNS

Northern fur seals forage on a variety of fish species, including pollock. Some historically relevant prey items, such as capelin, have disappeared entirely from the fur seal diet and pollock consumption has increased (Sinclair et al. 1994, 1996; Antonelis et al. 1997). Analyses of scats collected from Pribilof Island rookeries during 1987-2000 found that pollock (46-75% by frequency of occurrence, FO) and gonatid squids dominated in the diet and that other primary prey (FO>5%) included Pacific sand lance, Pacific herring, northern smoothtongue, Atka mackerel, and Pacific salmon (Zeppelin and Ream 2006, Zeppelin and Orr 2010). These analyses also found that diets associated with rookery complexes reflected patterns associated with foraging in the specific hydrographic domains identified by Robson et al. (2004). Comparison of ingested prey sizes based on scat and spew analysis indicate a much larger overlap between sizes of pollock consumed by fur seals and those caught by the commercial trawl fishery than was previously known (Gudmundson et al. 2006). Analysis of Bogoslof Island fur seal diet found that it comprised primarily off-shelf species (northern smoothtongue, squid, myctophids) as well as juvenile walleye pollock (Zeppelin and Orr 2010, Kuhn et al. 2014).

Tagging studies have shown that lactating female fur seals and juvenile males from St. Paul and St. George Islands forage in specific and very different areas (Robson et al. 2004, Sterling and Ream 2004, Kuhn et al. 2014). Call et al. (2008) also found northern fur seals had three types of individual foraging route tactics at the rookery, which is important to consider in the context of adaptation to changes in environmental conditions and prey distributions. From 1982 to 2014, pup production declined on St. Paul and St. George Islands (Figs. 2 and 3). However, it remains unclear whether the pattern of declines in fur seal pup production on the two Pribilof Islands is related to natural or anthropogenic changes in the fur seals' summer foraging habitat on the eastern Bering Sea shelf. In contrast, Bogoslof Island fur seals that forage in the deeper water of the Bering Sea Basin have shown dramatic increases in pup production. Adult female fur seals from Bogoslof Island and the Pribilof Islands spend approximately 8 months in varied regions of the North Pacific Ocean during winter and forage in areas associated with eddies and the subarctic-subtropical transition region (Ream et al. 2005). Thus, environmental changes in the North Pacific Ocean could potentially be affecting abundance and productivity of fur seals breeding in Alaska.

A variety of human activities other than commercial fishing, such as an increase in vessel traffic in Alaska waters and an increased potential for oil spills, may impact northern fur seals. A Conservation Plan for the Eastern Pacific stock was released in December of 2007 (NMFS 2007). This plan reviews known and potential threats to the recovery of fur seals in Alaska.

CITATIONS

- Antonelis, G. A., E. H. Sinclair, R. R. Ream, and B. W. Robson. 1997. Inter-island variation in the diet of female northern fur seals (*Callorhinus ursinus*) in the Bering Sea. *J. Zool., Lond.* 242:435-451.
- Baker, J. D., G. A. Antonelis, C. W. Fowler, and A. E. York. 1995. Natal site fidelity in northern fur seals, *Callorhinus ursinus*. *Anim. Behav.* 50(1):237-247.
- Bower, W. T., and H. D. Aller. 1918. Alaska fisheries and fur industries in 1917. U.S. Dep. Commer., Bureau of Fisheries Document No. 847. Washington Government Printing Office. 123 p.
- Breiwick, J. M. 2013. North Pacific marine mammal bycatch estimation methodology and results, 2007-2011. U.S. Dep. Commer., NOAA Tech. Memo. NMFS-AFSC-260, 40 p.
- Briggs, L., and C. W. Fowler. 1984. Table and figures of the basic population data for northern fur seals of the Pribilof Islands. In Background papers submitted by the United States to the 27th annual meeting of the Standing Scientific Committee of the North Pacific Fur Seal Commission, March 29-April 9, 1984, Moscow, U.S.S.R. Available from Marine Mammal Laboratory, AFSC, NMFS, 7600 Sand Point Way NE, Seattle, WA 98115.
- Call, K. A., R. R. Ream, D. Johnson, J. T. Sterling, and R. G. Towell. 2008. Foraging route tactics and site fidelity of adult female northern fur seal (*Callorhinus ursinus*) around the Pribilof Islands. *Deep-Sea Res. II* 55:1883-1896.
- DeLong, R. L. 1982. Population biology of northern fur seals at San Miguel Island, California. Ph.D. Dissertation, University of California, Berkeley, CA. 185 p.
- DeLong, R. L., and G. A. Antonelis. 1991. Impacts of the 1982-1983 El Niño on the northern fur seal population at San Miguel Island, California, p. 75-83. In F. Trillmich and K. Ono (eds.), *Pinnipeds and El Niño: Responses to Environmental Stress*. University of California Press, Berkeley, CA.

- DeMaster, D. P. 1998. Minutes from the sixth meeting of the Alaska Scientific Review Group, 21-23 October 1997, Seattle, Washington. 40 p. Available from Alaska Fisheries Science Center, NMFS, 7600 Sand Point Way NE, Seattle, WA 98115.
- Dickerson B. R., R. R. Ream, S. N. Vignieri, and P. Bentzen. 2010. Population structure as revealed by mtDNA and microsatellites in northern fur seals, *Callorhinus ursinus*, throughout their range. PLOS ONE 5(5):e10671. DOI: dx.doi.org/10.1371/journal.pone.0010671 .
- Dizon, A. E., C. Lockyer, W. F. Perrin, D. P. DeMaster, and J. Sisson. 1992. Rethinking the stock concept: a phylogeographic approach. *Conserv. Biol.* 6:24-36.
- Fiscus, C. F. 1983. Fur seals. *In* Background papers submitted by the United States to the 26th annual meeting of the Standing Scientific Committee of the North Pacific Fur Seal Commission, Washington, DC, 28 March-5 April, 1983. Available from Marine Mammal Laboratory, AFSC, NMFS, 7600 Sand Point Way NE, Seattle, WA 98115.
- Gerrodette, T., D. Goodman, and J. Barlow. 1985. Confidence limits for population projections when vital rates vary randomly. *Fish. Bull.*, U.S. 83:207-217.
- Gudmundson, C. J., T. K. Zeppelin, and R. R. Ream. 2006. Application of two methods for determining diet of northern fur seals (*Callorhinus ursinus*). *Fish. Bull.*, U.S. 104:445-455.
- Helker, V. T., M. M. Muto, K. Savage, S. Teerlink, L. A. Jemison, K. Wilkinson, and J. Jannot. 2017. Human-caused mortality and injury of NMFS-managed Alaska marine mammal stocks, 2011-2015. U.S. Dep. Commer., NOAA Tech. Memo. NMFS-AFSC-354, 112 p.
- Kajimura, H. 1984. Opportunistic feeding of the northern fur seal, *Callorhinus ursinus*, in the eastern North Pacific Ocean and eastern Bering Sea. U.S. Dep. Commer., NOAA Tech. Rep. NMFS SSRF-779, 49 p.
- Kashevarof, H. 2014a. Northern fur seal harvests, St. George Island, AK: harvest report for the 2013 season 7.8.2013-8.7.2013. Aleut Community of St. George Island, St. George Traditional Council, Kayumixtax Eco-Office, St. George Island, Pribilof Islands, AK. 4 p.
- Kashevarof, H. 2014b. Northern fur seal harvests, St. George Island, AK: harvest report for the 2014 season 7.7.2014-8.8.2014. Aleut Community of St. George Island, St. George Traditional Council, Kayumixtax Eco-Office, St. George Island, Pribilof Islands, AK. 3 p.
- Kashevarof, H. 2015. Northern fur seal harvests, St. George Island, AK: harvest report for the 2015 season 7.7.2015-8.7.2015. Aleut Community of St. George Island, St. George Traditional Council, Kayumixtax Eco-Office, St. George Island, Pribilof Islands, AK. 4 p.
- Kenyon K. W., and F. Wilke. 1953. Migration of the northern fur seal, *Callorhinus ursinus*. *J. Mammal.* 34(1):86-98.
- Kuhn, C. E., R. R. Ream, J. T. Sterling, J. R. Thomason, and R. G. Towell. 2014. Spatial segregation and the influence of habitat on the foraging behavior of northern fur seals (*Callorhinus ursinus*). *Can. J. Zool.* 92:861-873.
- Lander, R. H. 1981. A life table and biomass estimate for Alaskan fur seals. *Fish. Res. (Amst.)* 1:55-70.
- Lander, R. H., and H. Kajimura. 1982. Status of northern fur seals. *FAO Fisheries Series* 5:319-345.
- Lekanof, T. 2013. Northern fur seal harvests, St. George Island, AK: harvest report for the 2012 season 7.8.2012-8.8.2012. Aleut Community of St. George Island, St. George Traditional Council, Kayumixtax Eco-Office, St. George Island, Pribilof Islands, AK. 5 p.
- Lestenkof, P. M., P. I. Melovidov, D. V. Roberts, and P. A. Zavadil. 2011. The subsistence harvest of subadult northern fur seals on St. Paul Island, Alaska in 2011. Aleut Community of St. Paul Island, Tribal Government, Ecosystem Conservation Office, St. Paul Island, Pribilof Islands, AK. 24 p.
- Lestenkof, P. M., P. I. Melovidov, M. Rukovishnikoff, and P. A. Zavadil. 2012. The subsistence harvest of subadult northern fur seals on St. Paul Island, Alaska in 2012. Aleut Community of St. Paul Island, Tribal Government, Ecosystem Conservation Office, St. Paul Island, Pribilof Islands, AK. 36 p.
- Lestenkof, P. M., P. I. Melovidov, and M. Rukovishnikoff. 2014. The subsistence harvest of subadult northern fur seals on St. Paul Island, Alaska in 2013. Aleut Community of St. Paul Island, Tribal Government, Ecosystem Conservation Office, St. Paul Island, Pribilof Islands, AK. 17 p.
- Lestenkof, P. M., P. I. Melovidov, and A. P. Lestenkof. 2015. The subsistence harvest of subadult northern fur seals on St. Paul Island, Alaska in 2015. Aleut Community of St. Paul Island, Tribal Government, Ecosystem Conservation Office, St. Paul Island, Pribilof Islands, AK. 16 p.
- Loughlin, T. R., W. J. Ingraham, Jr., N. Baba, and B. W. Robson. 1999. Use of a surface-current model and satellite telemetry to assess marine mammal movements in the Bering Sea. University of Alaska Sea Grant Press, AK-SG-99-03, Fairbanks, AK.

- Manly, B. F. J. 2006. Incidental catch and interactions of marine mammals and birds in the Cook Inlet salmon driftnet and setnet fisheries, 1999-2000. Report to NMFS Alaska Region. 98 p.
- Manly, B. F. J. 2007. Incidental take and interactions of marine mammals and birds in the Kodiak Island salmon set gillnet fishery, 2002 and 2005. Final Report to Alaska Marine Mammal Observer Program, NMFS Alaska Region. 221 p.
- Melovidov, P. I., P. M. Lestenkof, M. Rukovishnikoff, Sr., and D. V. V. Roberts. 2014. The subsistence harvest of subadult northern fur seals on St. Paul Island, Alaska in 2011. Aleut Community of St. Paul Island, Tribal Government, Ecosystem Conservation Office, St. Paul Island, Pribilof Islands, AK. 24 p.
- Mercurief, M. 2011. The subsistence harvest of northern fur seals on St. George Island in 2011. Aleut Community of St. George Island, St. George Traditional Council, Kayumixtax Eco-Office, St. George Island, Pribilof Islands, AK. 7 p.
- Meyer, B. 2016. Harvest monitoring services, subsistence harvest of northern fur seals on St. George Island, AK: harvest report for the 2015 season September 15 to November 30, 2015. Aleut Community of St. George Island, St. George Traditional Council, Kayumixtax Eco-Office, St. George Island, Pribilof Islands, AK.
- National Marine Fisheries Service (NMFS). 1993. Final conservation plan for the northern fur seal (*Callorhinus ursinus*). Prepared by the National Marine Mammal Laboratory, Alaska Fisheries Science Center, Seattle, WA, and the Office of Protected Resources, National Marine Fisheries Service, Silver Spring, MD. 80 p.
- National Marine Fisheries Service (NMFS). 2007. Conservation plan for the Eastern Pacific stock of northern fur seal (*Callorhinus ursinus*). National Marine Fisheries Service, Alaska Regional Office, Juneau, AK.
- Ream, R. R. 2002. Molecular ecology of northern otariids: genetic assessment of northern fur seal and Steller sea lion distributions. Ph.D. Dissertation, University of Washington, Seattle, WA. 134 p.
- Ream, R. R., J. T. Sterling, and T. R. Loughlin. 2005. Oceanographic features related to northern fur seal migratory movements. *Deep-Sea Res. II* 52:823-843.
- Robson, B. R., M. E. Goebel, J. D. Baker, R. R. Ream, T. R. Loughlin, R. C. Francis, G. A. Antonelis, and D. P. Costa. 2004. Separation of foraging habitat among breeding sites of a colonial marine predator, the northern fur seal (*Callorhinus ursinus*). *Can. J. Zool.* 82:20-29.
- Roppel, A. Y. 1984. Management of northern fur seals on the Pribilof Islands, Alaska, 1786-1981. U.S. Dep. Commer., NOAA Tech. Rep. NMFS-4, 32 p.
- Sinclair, E., T. Loughlin, and W. Pearcy. 1994. Prey selection by northern fur seals (*Callorhinus ursinus*) in the eastern Bering Sea. *Fish. Bull.*, U.S. 92(1):144-156.
- Sinclair, E. H., G. A. Antonelis, B. W. Robson, R. R. Ream, and T. R. Loughlin. 1996. Northern fur seal, *Callorhinus ursinus*, predation on juvenile walleye pollock, *Theragra chalcogramma*, p. 167-178. In R. D. Brodeur, P. A. Livingston, T. R. Loughlin, and A. B. Hollowed (eds.), Ecology of walleye pollock, *Theragra chalcogramma*. U.S. Dep. Commer., NOAA Tech. Rep. NMFS-126.
- Sterling, J. T., and R. R. Ream. 2004. At-sea behavior of juvenile male northern fur seals (*Callorhinus ursinus*). *Can. J. Zool.* 82:1621-1637.
- Testa, J. W. (ed.). 2016. Fur seal investigations, 2013-2014. U.S. Dep. Commer., NOAA Tech. Memo. NMFS-AFSC-316, 124 p.
- Towell, R., and R. Ream. 2012. 2011 northern fur seal pup production estimate on Bogoslof Island, Alaska. Available from Marine Mammal Laboratory, AFSC, NMFS, 7600 Sand Point Way NE, Seattle, WA 98115.
- Wade, P. R., and R. Angliss. 1997. Guidelines for assessing marine mammal stocks: report of the GAMMS Workshop April 3-5, 1996, Seattle, Washington. U.S. Dep. Commer., NOAA Tech. Memo. NMFS-OPR-12, 93 p.
- Wynne, K. M., D. Hicks, and N. Munro. 1991. 1990 salmon gillnet fisheries observer programs in Prince William Sound and South Unimak Alaska. Annual Report NMFS/NOAA Contract 50ABNF000036. 65 p. Available from NMFS, Alaska Region, Office of Marine Mammals, P.O. Box 21668, Juneau, AK 99802.
- Wynne, K. M., D. Hicks, and N. Munro. 1992. 1991 marine mammal observer program for the salmon driftnet fishery of Prince William Sound Alaska. Annual Report NMFS/NOAA Contract 50ABNF000036. 53 p. Available from NMFS, Alaska Region, Office of Marine Mammals, P.O. Box 21668, Juneau, AK 99802.
- York, A. E. 1987. Northern fur seal, *Callorhinus ursinus*, eastern Pacific population (Pribilof Islands, Alaska, and San Miguel Island, California), p. 9-21. In J. P. Croxall and R. L. Gentry (eds.), Status, biology, and ecology of fur seals. Proceedings of an international symposium and workshop, Cambridge, England, 23-27 April 1984. U.S. Dep. Commer., NOAA Tech. Rep. NMFS-51.

- York, A. E., and C. W. Fowler. 1992. Population assessment, Pribilof Islands, Alaska, p. 9-26. *In* H. Kajimura and E. Sinclair (eds.), *Fur seal investigations, 1990*. U.S. Dep. Commer., NOAA Tech. Memo. NMFS-AFSC-2.
- Zeppelin, T. K., and A. J. Orr. 2010. Stable isotope and scat analyses indicate diet and habitat partitioning in northern fur seals, *Callorhinus ursinus*, across the eastern Pacific. *Mar. Ecol. Prog. Ser.* 409:241-253.
- Zeppelin, T. K., and R. R. Ream. 2006. Foraging habitats based on the diet of female northern fur seals (*Callorhinus ursinus*) on the Pribilof Islands, Alaska. *J. Zool.* 270:565-576.