


Atlantic Bluefin Tuna (BFT) 2017 Handgear Fisheries Year in Review



NOAA
FISHERIES


HMS Management
Division



HMS Advisory Panel Meeting
September 2017

2017 Inseason Actions – Quota Transfers and A7-related Quota Adjustments

- 16.3 mt within General category from December 2017 to January-March 2017 (December 2016, A7 authority)
- 138.2 mt from Purse Seine category to Reserve category using A7 formula, and in same notice transferred 45 mt from Reserve category to Longline category (February)
- 40 mt from Reserve category to General category (March)
- 30 mt from Reserve category to Harpoon category (August)
- 108.38 mt of 2016 underharvest to the Reserve category (A7 authority)



2017 Inseason Actions – Angling Category Retention Limits (Recreational)

Default daily limit (private and charter vessels) effective January 1 each year until changed: 1 school, large school, or small medium BFT/vessel/day

Limits for April 30-December 31, 2017:

Permit Category (Vessel Type)	Retention Limit per Vessel per Day/Trip
HMS Angling (Private)	2 school BFT (27 to <47”) and 1 large school/small medium BFT (47 to <73”)
HMS Charter/Headboat (Charter) (when fishing recreationally for BFT)	3 school BFT (27 to <47”) and 1 large school/small medium BFT (47 to <73”)

Trophy category: 1 large medium/giant (73”+) BFT/vessel/year

- Southern area closed March 20
- Gulf of Mexico closed June 7
- Northern area closed August 11

Recreational BFT Landings (Estimated # of fish) – 2013-2017

	Number of school BFT (27 to <47")	Number of large school BFT (47 to <59")	Number of small medium BFT (59 to <73")	Total Angling category landings	
<i>2013 (through June 30)</i>	<i>29</i>	<i>8</i>	<i>193</i>		
2013 total	1344	1003	644	131 mt	} Annual Quota: 182 mt
<i>2014 (through June 30)</i>	<i>16</i>	<i>57</i>	<i>66</i>		
2014 total	1709	981	575	112 mt	
<i>2015 (through June 30)</i>	<i>301</i>	<i>62</i>	<i>49</i>		
2015 total	1504	639	624	113 mt	} Annual Quota: 195 mt
<i>2016 (through June 30)</i>	<i>104</i>	<i>55</i>	<i>113</i>		
2016 total	1938	1634	390	143 mt	
<i>2017 (through June 30)</i>	<i>739</i>	<i>215</i>	<i>39</i>		
2017 total	??	??	??	??	

Source: LPS; NC Catch Card Program

2017 Inseason Actions – Commercial Retention Limits

General Category

January 1 – March 4:	3 large medium or giant BFT/vessel/day
March 5 – March 29:	1 large medium or giant BFT/vessel/day
March 30 – March 31:	CLOSED
June 1 – August 4:	4 large medium or giant BFT/vessel/day
August 5 – August 16:	2 large medium or giant BFT/vessel/day
August 17 – August 31:	CLOSED

September 1 – December 31, *or until changed:*
1 large medium or giant BFT/vessel/day

First June-August fishery closure since August 8, 1998

Harpoon Category

Jun 1 – Nov 15:	2 large medium & unlimited giant BFT/vessel/day
Nov 16 – Dec 31:	Closed (every year)

2017 Harpoon Category Landings Information

	Daily Retention Limit	Landings (mt)	Notes
Large Medium	2	8	
Giant	unlimited	32.1	
Annual Total		40.1	104% of the 38.6-mt baseline Harpoon category quota; 58% of the 68.6-mt adjusted quota

Percent of Trips Landing at least one BFT:

0 Lg. Med: 34% 1 Lg. Med: 42% 2 Lg. Med: 23%

Percent of Trips Landing at least one BFT:

0 Giant: 14% 1 Giant: 38% 2 Giants: 16% 3 Giants: 6% 4+ Giants: 26%

2017 General Category Landings – January Subquota Period

	Daily Retention Limit	Landings (mt)	Notes
January 1 - March 4	3	68.6	“January” period subquota of 24.7 adjusted to 41 mt prior to Jan. 1 (16.3-mt transfer from December 2017)
March 5 - March 29	1	39.1	Adjusted to 81 mt (40-mt transfer from 118-mt adjusted Reserve)
March 30 – March 31	CLOSED		
Subtotal		107.7	429% of the baseline “January” period subquota; 133% of the adjusted subquota

Percent of Trips Landing at least one BFT (Jan 1 through March 4):

1 BFT: 63% 2 BFT: 21% 3 BFT: 15%

2017 General Category Landings – June-August subquota period

	Daily Retention Limit	Landings (mt)	Notes
June 1 - August 4	4	240.3	
August 5 - August 16	2	84.6	
August 17 – August 31	CLOSED		
Subtotal		324.9	139% of the June through August subquota
2017 General category total (January through August)		432.6	93% of the baseline General category quota; 85% of the adjusted General category quota

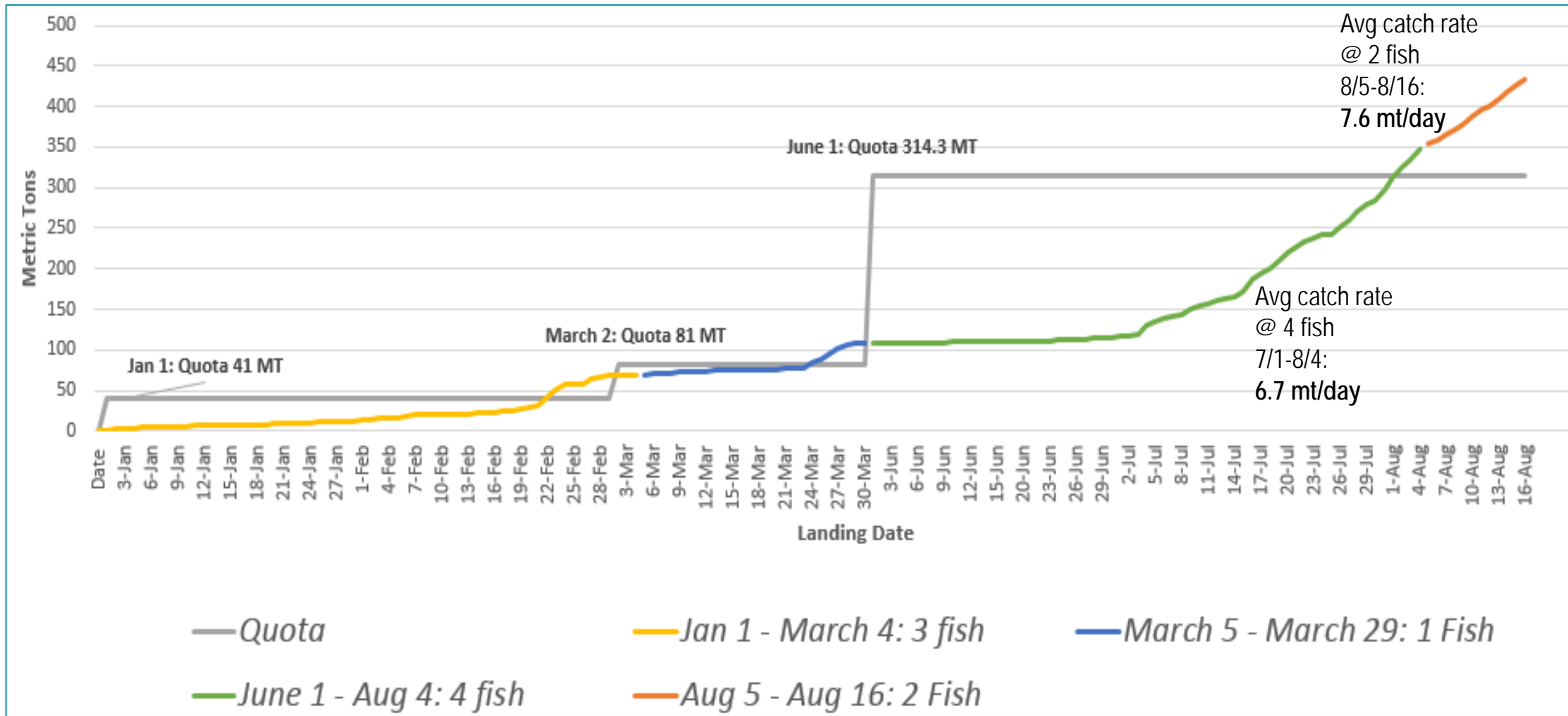
Percent of Trips Landing at least one BFT:

June 1 through August 4: 1 BFT: 68% 2 BFT: 19% 3 BFT: 6% 4 BFT: 6%

August 5 though August 16: 1 BFT: 74% 2 BFT: 26%

(data as of August 24, 2017)

General Category Cumulative Landings through August 16, 2017



Timing of Dealer Reports – 2017

- Requirement: BFT must be reported within 24 hours of landing
- Large volume dealers (100+ General category fish)
 - Individual averages range from fully compliant to 4+ days
 - Average for all large-volume dealers = 2.75 days
 - Significant jump for weekend landing reports

BFT Reporting Requirement for General, Harpoon, and Charter/Headboat Categories

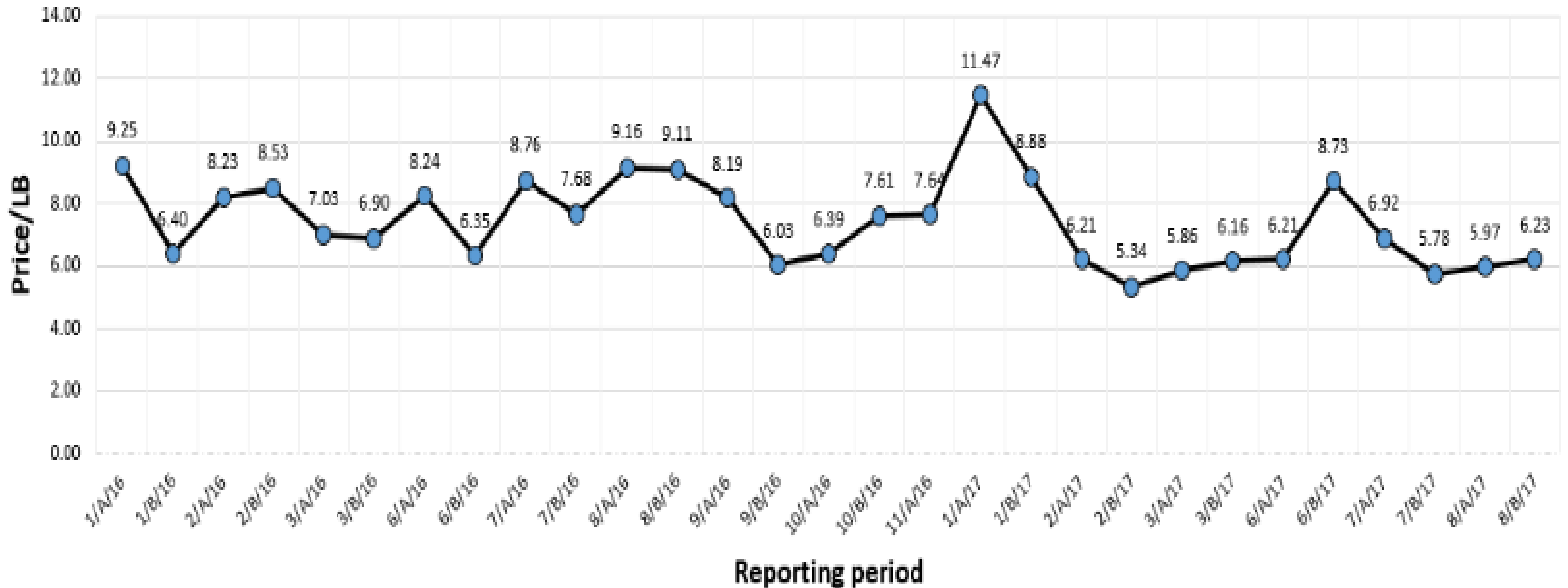
- Vessels are required to report the catch of all BFT retained or discarded dead, within 24 hours of landing or end of each trip, by accessing hmspermits.noaa.gov or by using the HMS Catch Reporting app
- Outreach to the fishery continues, including by NOAA Office of Law Enforcement

Comparison of dealer & online BFT reports for 2017; % compliance 2015-2017 *to date*:

Quota Category	Dealer Reports		Online Reports		% Compliance					
	# Fish	# Fishermen	# Fish	# Fishermen	% Fish Reported			% Fishermen Reporting		
					2017	2016	2015	2017	2016	2015
General	2,679	515	1,192	221	44.5	44.6	14.1	42.9	43.1	13.3
Harpoon	278	8	268	6	96.4	73.5	91.4	75	57.1	100
Total	2,957	523	1,460	227	49.4	45.9	20.4	43.4	43.2	14.2



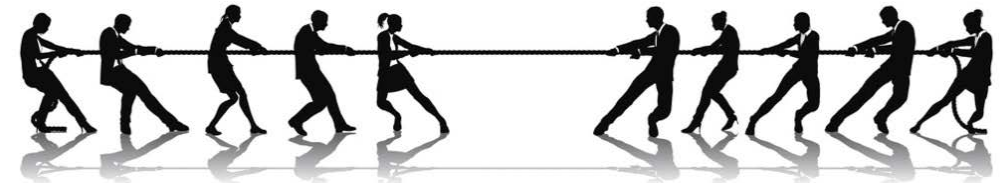
General Category Average Price/lb. – 2016 and 2017



Suggestions re: managing the 2017 BFT handgear fisheries

General category:

- Important to use U.S. quota
- Set limit high to allow offshore trips; need more than 1 fish/day to make trip economically feasible
- Would rather have higher limit and have a closure for portion of the month than 1 fish every day
- Low limits result in highgrading/increased discards
- Set limit low as fish quality improves later in the year
- Bring back Restricted Fishing Days (RFDs)
- Consider something other than a daily limit (like weekly)
- Make sure to preserve the December adjusted quota (8 mt)
- Make sure to preserve the traditional quotas



Suggestions re: managing the 2017 BFT handgear fisheries, continued

Harpoon category:

- Don't allow harpooners to fish in General category
- Set large medium BFT limit same as General category limit (difficulty finding giants) (equitability)
- Extend fishing opportunities; transfer more quota

Questions? Comments?



“I’m not sure what crystal ball everyone else is using, but mine is a government issued remedial model, not one of those fancy ones from Brookstone.”

- Brad McHale mid-summer 2017

2017 Harpoon category BFT success rate matrix

For successful trips (i.e., at least one BFT landed), table shows percentage of trips landing the various possible combinations of fish.

		Giants (81" +)					
Number of fish		0	1	2	3	4+	TOTAL
Large mediums (73-<81")	0		24	8	0	1	33
	1	11	12	7	1	11	42
	2	3	1	1	4	14	23
TOTAL		14	37	16	5	26	98

Totals subject to rounding error